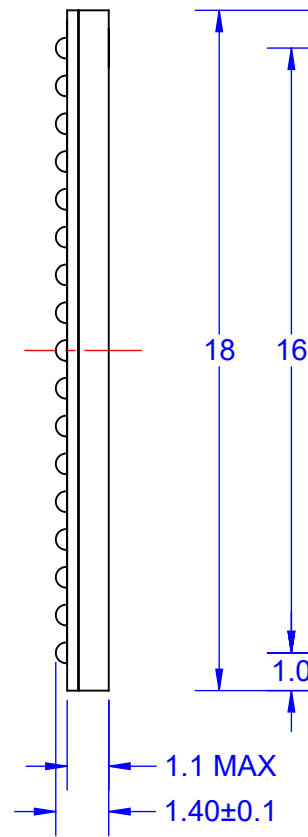
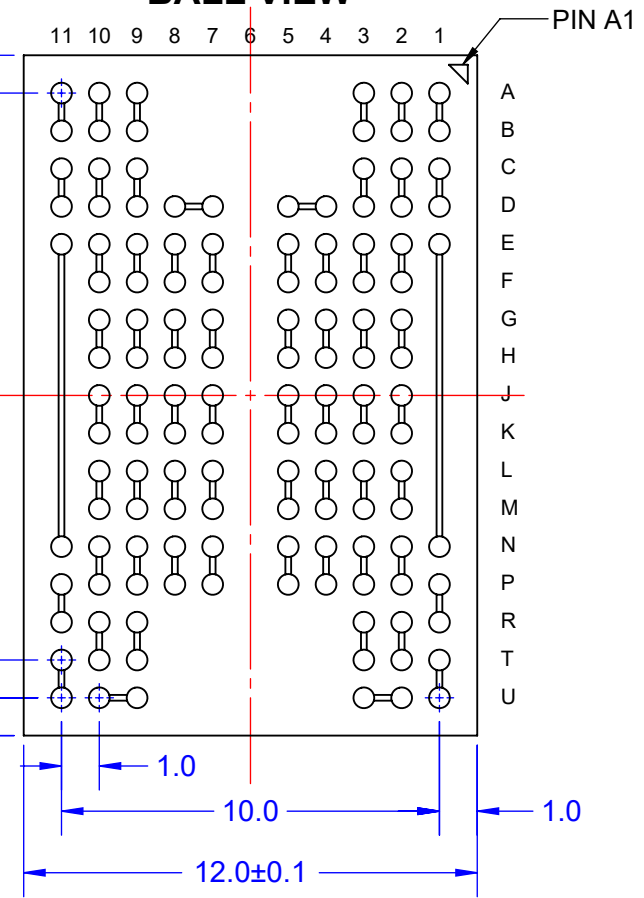


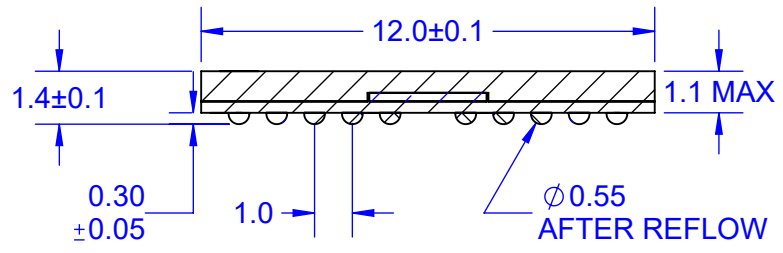
SIDE VIEW



BALL VIEW



EDGE VIEW



SECTION A-A

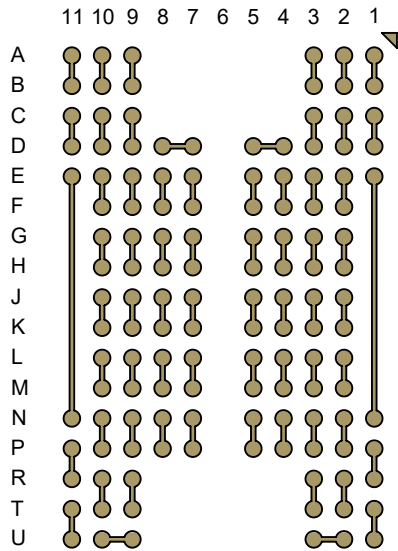
Notes: (Unless Otherwise Specified).

- 1) DIMENSIONS: MM.
- 2) SOLDER BALL ALLOY: SEE PART NUMBER TABLE.
- 3) BALL DIAMETER (AFTER REFLOW) 0.55mm (21.6 MIL).
- 4) SOLDER MASK DEFINED PAD OPENING: 0.55mm (21.6 MIL).
- 5) PAD Cu DIAMETER: 0.65mm (25.7 MIL).
- 6) SUBSTRATE MATERIAL: BT.
- 7) DUMMY DIE IS INCLUDED.
- 8) DAISY CHAIN PATTERN (SEE PAGE 2).
- 9) MSL-3 RECOMMENDED BAKING 24 HOURS @ 125°C TO REMOVE MOISTURE PRIOR SOLDERING TO PC BOARD.

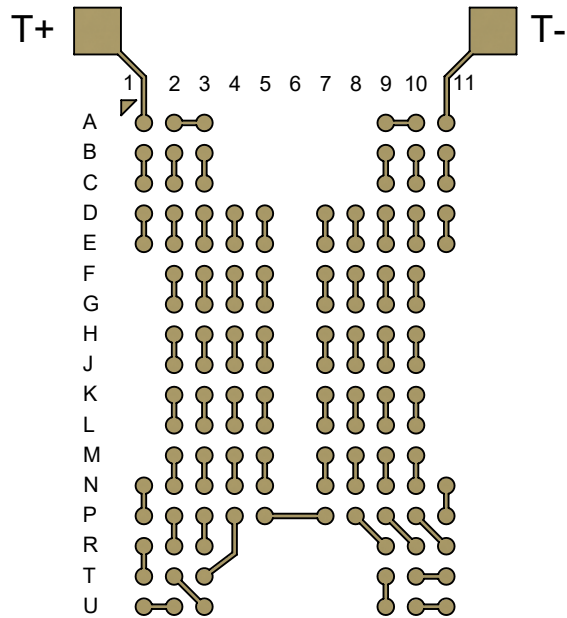
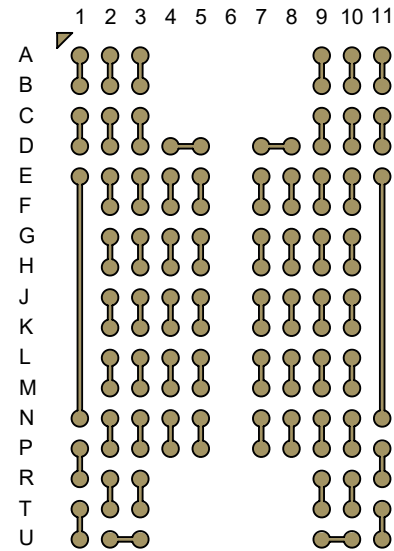
PART NUMBER TABLE				
PART NUMBER	BALL ALLOY	Pb-FREE	RoHS	Si DIE
BGA132T1.0C-DC917D	Sn96.8/Ag3.0/Cu0.2	YES	YES	YES
BGA132T1.0-DC917D	Sn63/Pb37	NO	NO	YES

APPROVALS	DATE	TopLine®		
DRAWN T.Au	1/29/2023			
ENG M. Hart	1/29/2023	TITLE BGA132T1.0-DC917D DAISY CHAIN DUMMY		
MFG		SCALE 5:1	SIZE A	DRAWING NO. 519172
QA				REV A
CUST				
REVISED		DO NOT SCALE DRAWING		SHEET 1 OF 3

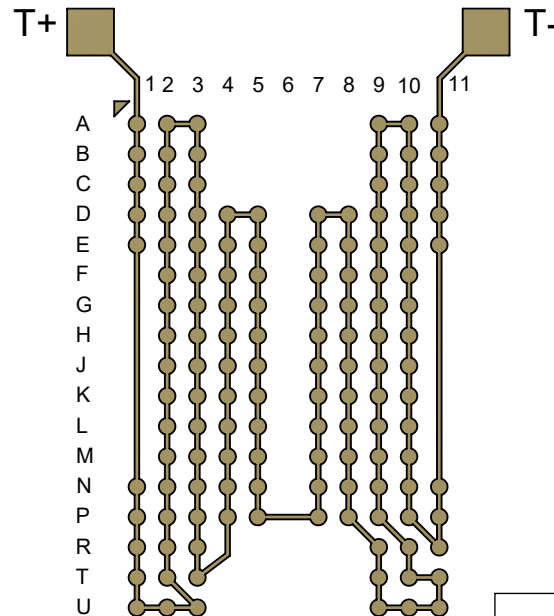
BALL VIEW



BOTTOM SIDE (TOP X-RAY VIEW)



TEST VEHICLE BOARD



AFTER MOUNTING


Notes:

- 1) PCB BOARD DIMENSIONS ARE PRESENTED ONLY AS A GUIDELINE. DESIGNERS SHOULD USE THEIR OWN EXPERIENCE WHEN DESIGNING PCB.
- 2) PCB Cu BALL PAD DIAMETER 0.65mm (25.7 MIL).
- 3) PCB DAISY CHAIN TRACING LINE WIDTH 0.152mm (6 MIL).
- 4) SMD (SOLDER MASK DEFINED) PAD OPENING: 0.55mm (21.6 MIL).

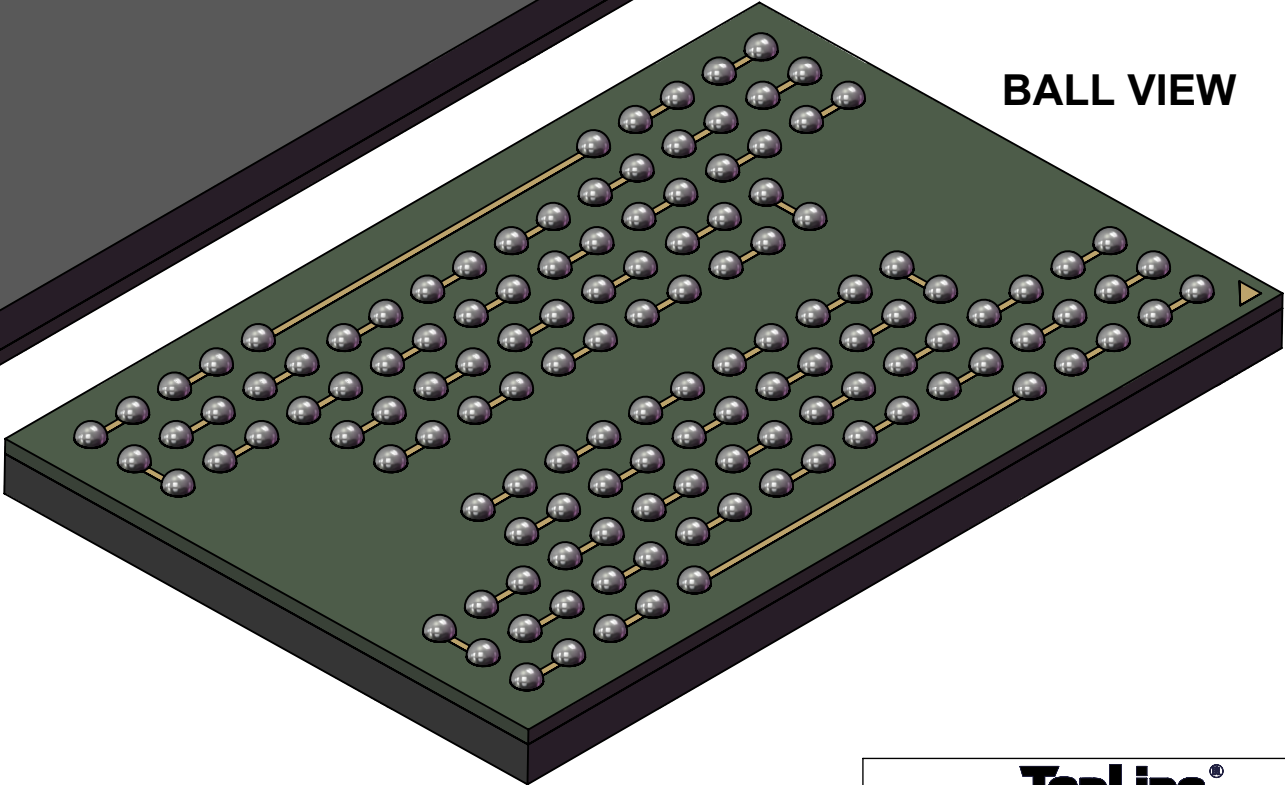


TopLine®			
TITLE		BGA132T1.0-DC917D DAISY CHAIN DUMMY	
SCALE	SIZE	DRAWING NO.	REV
4:1	A	519172	A
DO NOT SCALE DRAWING			SHEET 2 OF 3

MODEL VIEW



TOP



BALL VIEW



TITLE BGA132T1.0-DC917D
DAISY CHAIN DUMMY

SCALE 8:1	SIZE A	DRAWING NO. 519172	REV A
--------------	-----------	-----------------------	----------